



ALLIED MODULAR
— BUILDING SYSTEMS, INC. —

Modular Wall Kit Catalog











Now Manufacturing and Shipping from
CALIFORNIA, TENNESSEE & TEXAS



2" Wall Systems

 PART PHOTO	 PART No.	 PART DESCRIPTION	 PACKAGE QTY	 WEIGHT
	KIT2HGDOORL	Doors - 2" x 4' x 8' Hampton Gray Door Panels w/ 3068 Walnut Doors and Aluminum Frame - Left (no knob)	12	1600
	KIT2HGDOORR	Doors - 2" x 4' x 8' Hampton Gray Door Panels w/ 3068 Walnut Doors and Aluminum Frame- Right (no knob)	12	1600
	KIT2HGWALL	Panels - 2" x 4' x 8' Hampton Gray Panels - No Hardware/Tracks/ H-Rails	18	700
	KIT2LBWALL	Panels - 2" x 4' x 8' Loomis Beige Panels - No Hardware/Tracks/ H-Rails	18	700
	KIT2LBDOORL	Doors - 2" x 4' x 8' Loomis Beige Door Panels w/ 3068 Walnut Doors and Aluminum Frame - Left (no knob)	12	1600
	KIT2LBDOORR	Doors - 2" x 4' x 8' Loomis Beige Door Panels w/ 3068 Walnut Doors and Aluminum Frame- Right (no knob)	12	1600

2" Wall Systems





 PART PHOTO	 PART No.	 PART DESCRIPTION	 PACKAGE QTY	 WEIGHT
	KIT2CLFC	12' Bottom Channel - 2" - Clear Satin	10	58
	KIT2CLCP	8' High Corner Post - 2" - Clear Satin	6	40
	KIT2CLRA	8' High Blank Raceways - 2" - Clear Satin	6	72
	KIT2CLHP	8' H Post - Clear Satin - 2" - Clear Satin	10	24
	KIT2CLTC	12' Top Channel - 2" - Clear Satin	10	58

2" Wall Systems










 PART PHOTO	 PART No.	 PART DESCRIPTION	 PACKAGE QTY	 WEIGHT
	KIT2CLWIN	Window Only - 2"x48"x40" - 3/16" Clear Tempered Glass- Clear Satin - 2"	5	140
	KIT2CLWS	Wall Systems - 2" Wall Start - Clear Satin - 8' Lengths	10	24
	KIT2CLRADU	8' high 2" Raceway Satin Duplex - Pre-wired	6	72
	KIT2CLRAB2	8' high 2" Raceway Satin Back to Back Duplex - Pre-wired	6	72
	KIT2CLRASW	8' high 2" Raceway Satin with Switch - Pre-wired	6	72



4" Wall Systems

 PART PHOTO	 PART No.	 PART DESCRIPTION	 PACKAGE QTY	 WEIGHT
	KIT4HGDOORL	Doors - 4" x 4' x 8' Hampton Gray Door Panels w/ 3068 Walnut Doors Steel Frame - Left (no knob)	12	2600
	KIT4HGDOORR	Doors - 4" x 4' x 8' Hampton Gray Door Panels w/ 3068 Walnut Doors Steel Frame- Right (no knob)	12	2600
	KIT4HGWALL	Panels - 24 x 4' x 8' Hampton Gray Panels - No Hardware/Tracks/H-Rails	18	1720
	KIT4LBWALL	Panels - 4" x 4' x 8' Loomis Beige Panels - No Hardware/Tracks/H-Rails	18	1720
	KIT4LBDOORL	Doors - 4" x 4' x 8' Loomis Beige Panels w/ 3068 Walnut Doors and Aluminum Frame - Left (no knob)	12	2600
	KIT4LBDOORR	Doors - 4" x 4' x 8' Loomis Beige Panels w/ 3068 Walnut Doors and Aluminum Frame- Right (no knob)	12	2600

4" Wall Systems










 PART PHOTO	 PART No.	 PART DESCRIPTION	 PACKAGE QTY	 WEIGHT
	KIT4CLHP	8' "H' Posts - Clear Satin - 4"	10	24
	KIT4CLWS	8' Wall Start - Clear Satin - 4"	10	24
	KIT4CLRA	8' Blank Raceway - Clear Satin - 4"	6	72
	KIT4CLBC	12' Bottom Channel - Clear Satin 4"	10	24
	KIT4CLTC	12' Top Channel - Clear Satin - 4"	10	58

4" Wall Systems

 PART PHOTO	 PART No.	 PART DESCRIPTION	 PACKAGE QTY	 WEIGHT
	KIT4CLCP	8' Corner Post - 4" - Clear Satin	6	24
	KIT4CLWIN	Window Only - 4"x48"x40" - 3/16" Clear Tempered Glass - Clear Satin - 4"	5	120
	KIT4CLRADU	8' Raceway Satin Duplex Pre-wired - 4"	6	72
	KIT4CLRAB2B	8' Raceway Satin - Pre-wired B2B Duplex - 4"	6	72
	KIT4CLRASW	8' Raceway Satin - Pre-wired Switch - 4"	6	72



Other accessories (for 2" & 4" Wall Systems)

 PART PHOTO	 PART No.	 PART DESCRIPTION	 PACKAGE QTY	 WEIGHT
	KITOCLWS2	2" & 4" 2-Part Wall Start 1" x 1/2" Clear Satin - 8' Height	20	24
	TAPE103	Wall Repair Tape - Hampton Gray 1" wide x 80ft. Roll	1	2
	TAPE203	Wall Repair Tape - Hampton Gray 6" wide x 40ft. Roll	1	3
	KITOCLSCREW	Tek Screws #8 x 3/4in Pack of 50 - Satin	50	5
	AL0010CLTCE	Aluminum Top Cap Extension 10' Clear Satin	1	5





ALLIED MODULAR
— BUILDING SYSTEMS —

One System, Infinite Possibilities

Contact Allied Modular

✉ sales@alliedmodular.com

☎ (866) 925-5548



AlliedModular.com

